



## McGraw-Hill Glencoe Math – Grades 6-8

Click the book to open the Student Center.

**To Do:** Click this to see what the teacher has assigned.

**My Files:** Click to see specific homework or worksheets.

**Messages:** Click for important notes or announcements from the

Click **ConnectED** to return to your Books and the Content page.

**Help:** This page has tutorials and user guides to help you understand how to use ConnectED.

**Resources:** The online tools that are connected to the lesson.

**Find your place:** Drop down menus guide you to the lesson pages.

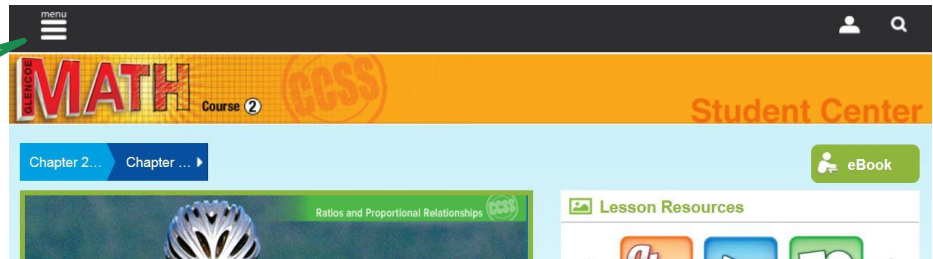
**Homework:** Your latest assignment.

**Messages:** Important notes or announcements from the teacher.

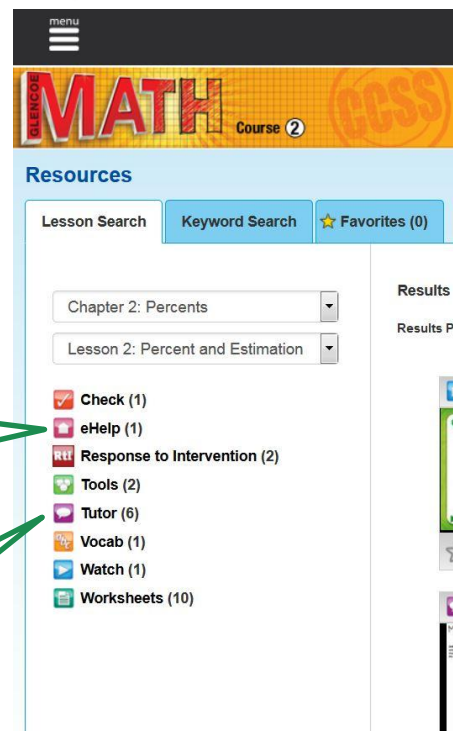
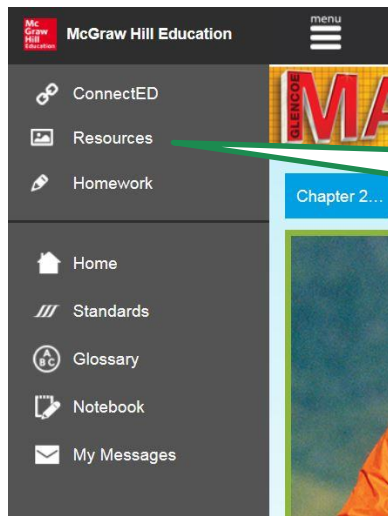


Is your child unsure of how to do a problem? In Glencoe Math, help is just a few clicks away!

Once you're on the current chapter and lesson, **Menu** opens a sidebar (see below).



**Resources** opens a list of options (see below).



**eHelp:** suggested resources to help your student better understand the concept. The **Personal Tutor** is a helpful option, giving a recorded explanation of the math concept.

**Tutor:** video of a teacher teaching the lesson.